

Would you like to access a library of all Stanford research connected to SFUSD?
Interested to see what Stanford projects are happening this academic year?
Wish you had all the information related to your Stanford/SFUSD project in an interactive workspace?

Stanford/SFUSD Partnership introduces the new Partnership Online Community at www.stanfordsfusd.org.

To log in use your personalized log in information below and follow the steps:
Username: the email where you received this newsletter (ex. lastf@sfusd.edu)

Default Password: **partnership**

If you already have a Confluence Account from CORE, Math in Common or Scale Up. Continue to use your same log in information.

Log In Now>

Step Click on the Log In Button.

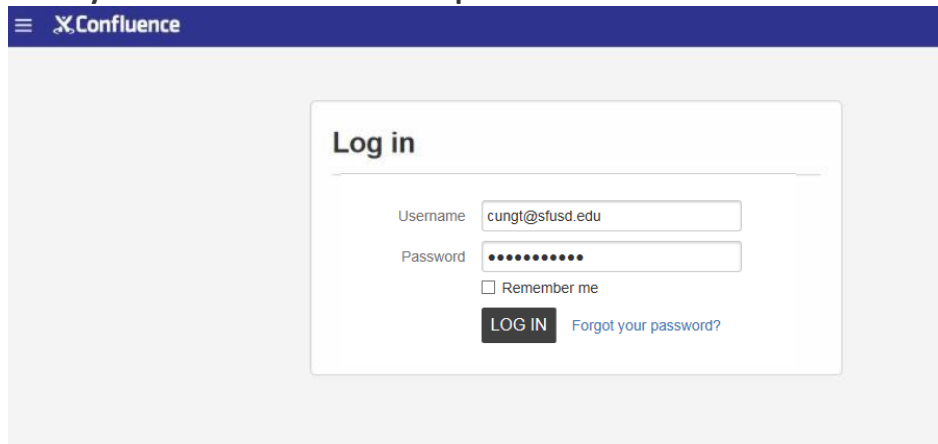
1:





Welcome to the Stanford/SFUSD Partnership

Step Enter your username and default password.

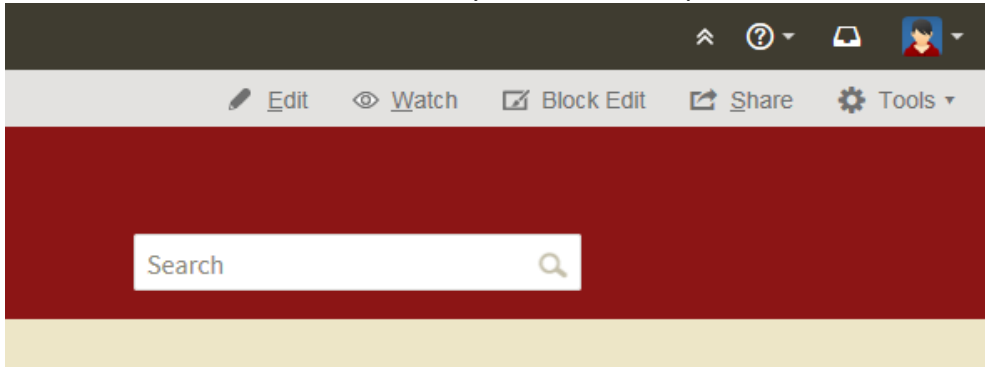
2:



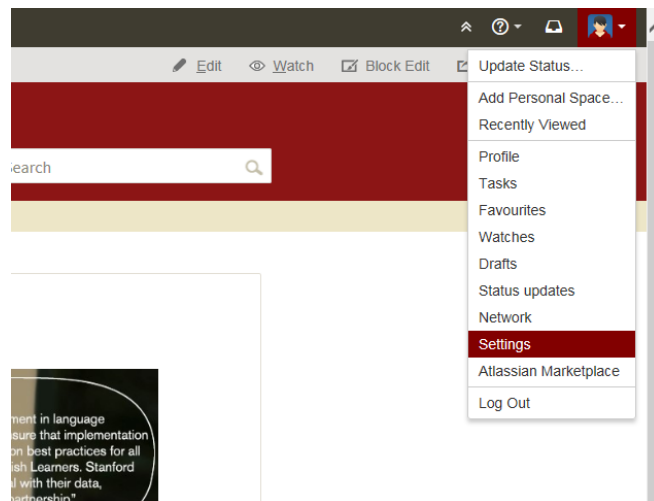
Step Click on  on the upper right hand corner to open the tools available to you.



This is what it should look like once you click the drop down menu.



Step 4: Change your Password:
Click on the silhouette in the upper right hand corner and click on Settings.



Step 5: Click on "Password".

The screenshot shows the Confluence user interface. At the top, there is a navigation bar with 'Confluence', 'Spaces', 'People', 'Polls', 'Questions', 'Calendars', and a 'Create' button. Below this is the 'CALIFORNIA EDUCATION PARTNERS' logo. A secondary navigation bar contains 'Departments', 'Projects', 'News', 'HR Hub', and 'Help Desk'. A third navigation bar includes 'Profile', 'Tasks', 'Favourites', 'Watches', 'Drafts', 'Status Updates', 'Network', and 'Settings'. The 'Settings' page is displayed, with a sidebar on the left containing 'YOUR SETTINGS' (with 'Password' circled in orange), 'Email', 'Editor', and 'GADGETS' (with 'View OAuth Access Tokens'). The main content area shows settings for 'Site Homepage', 'Language', 'Time zone', 'Keyboard Shortcuts', and 'Text select', each with a value and an 'Edit' button.

We look forward to collaborating with you on stanfordsfusd.org. For Questions, please contact ada@caedpartners.org.

With the Partnership's Online Community You can:

1. View all publications and briefs associated with the partnership:

[View Publications Now>](#)

The screenshot shows the Stanford/SFUSD website. At the top left is the 'STANFORD/SFUSD' logo. Below it is a navigation menu with 'ABOUT', 'NEWS', 'PROJECTS', 'RESOURCES', and 'EVENTS'. The main content area is titled 'Articles Listed by Topic' and is updated by Laura Wentworth (Sep 29, 2014). It features a map of articles organized by goals and priorities. Three categories are visible: 'Access and Equity', 'Achievement', and 'Accountability'. The 'Achievement' category is highlighted, and the article 'Reading Like a Historian: A document-based history curriculum intervention in urban high schools' is circled in orange. An arrow points from this article to a detailed view on the right. The detailed view includes a 'Summary' section, a 'Related Materials' section, and an 'Article' section with a thumbnail image of the document.

2. View all Current and Past Projects

[View all Current Projects Now >](#)



Current Projects in the Stanford/SFUSD Partnership

This map outlines the set of Stanford/SFUSD projects taking place during the current school year. The map illustrates how the projects align to the different goals and priorities of the district. You can click on each project to learn more about who is involved and what has been accomplished so far.

Access and Equity	Achievement	Accountability
<p><i>Make Social Justice a Reality</i></p> <p>English Learners, Lau Plan CEPA: Causal Analysis of English Learner Pathways GSE: Implementation and Quality of English Learner Development Program</p> <p>Student Assignment CEPA, SCOPE: Advisory Council Student Assignment</p> <p>Strategy #6: Family Engagement Standards JGC: Mission Promise Neighborhoods CEPA: Parent engagement in literacy development</p> <p>Social-Emotional & Culture-Climate Factors SPARK: Executive Functioning and Elementary Classroom Culture GSE: Scaling-up Self-Affirmation Interventions for Schools GSE: Complex Instruction in High School Math JGC: Playworks and Absenteeism Study</p> <p>Strategy #2: Response to Instruction/Intervention JGC: Early Warning Indicator at Middle School EPGY/Redbird Learning: Software Accelerates Learning</p>	<p><i>Engage High Achieving, Joyful Learners</i></p> <p>Strategy #1: SFUSD Core Curriculum CSET: Summer Teaching Institute Professional Development SHEG: Reading Like a Historian Curriculum SCALE: Project-Based Learning in Science CSET: Problem Solving Cycle in Middle School Math CSET: Core Competencies of Instruction AAA Lab: Math App for T-K Classrooms Professional Development for Foreign Language Teachers</p> <p>Strategy #3: College & Career Readiness CEPA: Evaluation of Ethnic Study Course</p>	<p><i>Keep Our Promises to Students, Families</i></p> <p>Strategy #4: Multi-Tiered System of Supports SCOPE: Build Elem. Principal Instructional Leadership Capacity JGC: Build School Quality Improvement System</p> <p>Strategy #5: Highly Qualified Staff CEPA: Quality Teacher & Education Act Evaluation SCOPE, STEP: SF Teacher Residency STEP: Stanford Student Teachers CSET: National Board Resource Center Principal Fellows: Mid-Career Principal Development GSE: Graduate Student Internships in SFUSD GSE: Doc. Students on Action Research Team SCOPE: School-wide National Board Certification</p>

ACRONYMS

CEPA: Center for Education Policy Analysis
 CLAD: Cross-cultural Language & Academic Development
 CSET: Center to Support Excellence in Teaching
 EPGY: Education Program for Gifted Youth
 JGC: John W. Gardner Center
 SCALE: Stanford Center for Assessment, Learning & Equity
 SCOPE: Stanford Center for Opportunity Policy in Educ.
 SHEG: Stanford History Education Group
 STEP: Stanford Teacher Education Program
 GSE: Stanford Graduate School of Education
 Psych: Psychology Department
 SPARK: Stanford Project on Adaptive, Resilience in Kids

3. Facilitate Collaboration using your Project's Workspace:

Welcome to Your Project's Workspace

Use this page to take meeting notes, keep track of deliverables/timeline as well as important documents related to your project.

Meeting Notes

Create New Meeting Notes

- In the toolbar above, click on **+**
- Choose the "Partnership Meeting Notes Template"
- Add the label "project name-meeting notes" at the bottom of your new page after you've published. This allows it to get pulled up to the right.

Timeline/Deliverables

We provided the template below to get you started.

Due Date	Activity	Contact	Completed
By 9/11	Set Team Meeting	Stanford Contact #1 SFUSD Contact #1	☑
By 9/12	Finalize Indicator Assessment	Stanford Contact #1 SFUSD Contact #1	☑
By 9/15	Set Team Meeting to discuss Findings	All Stanford Contacts All SFUSD Contacts	☑
By 9/22	School Meeting Prep	Stanford Contact #1 SFUSD Contact #1	☑

Project Team

Role	Name
Stanford Center	Center for Education
Stanford Lead	Sara Reardon
Stanford Team Members	Lindsay Fox
SFUSD Lead	Christina Wong

Project Workspace

Related Content

Project News | **Project Resources** | **Project Events**

Content by label

There is no content with the specified labels.

Project Materials

No published documents or no examples. To create items, click on the **+** button to the left of the document.

File

Meeting with Brittany B. 8.13.18.docx

Modified

Oct 14, 2018 by Eda Duzoglu

